



PRODUCTIVITY HAS A NAME

Torque Master™ Motors

AID

**Advanced
Industrial
Devices**

TORQUE MASTER PE

A FORCE TO BE RECKONED WITH

Quality. Performance. Dependability. That's what the Torque Master series of motors were built to bring to your business.

Equipped with top-of-the-line features like a cast iron frame, low temperature rise for extended insulation life, inverter grade wire with increased turn-down ratios, and high locked rotor and breakdown torques for reliable operation, the Torque Master PE series is the name in electric motor efficiency and productivity.

KEY FEATURES

1-600 Horsepower

With a range of power and speed options, there is a Torque Master fit for any application.

TEFC, IP55 Degree of Protection

Engineered for increased durability, Torque Masters are fan cooled and fully enclosed to prevent debris or liquid from harming electrical components.

Class I, Division II, Groups A, B, C and D

Torque Master motors are built to the highest safety standards to keep processes running smoothly.


High Locked Rotor and Breakdown Torques

Allows more versatility by delivering maximum performance for almost any application.

Oversized Bearings

Larger bearings equal longer life. Longer life means less downtime and more ROI.

Torque Master AC Electric Motor Line		
Name: 324T	Design: B	Type: ENC
Shaft Size: 2.125	Duty: Cont	IP: 5
6 HZ: 50 SF: 1.0	Max Amb: 40 °C	Ins: F
80 HP: 4.0 RPM: 1480	Rise: 8.0K	MTG: F1
Volts: 200/400	DE BRG: 6.312	ODE BRG:
4 Amps: 109.02/54.51	Lube: POLYREX EM	
3.4 Code: G PF: 0.84	Max Elev: 3300 ft	
EFF: 94.0	Inverter Duty 20:1 VT	
CSA Certified Class I Div 2 Gr A, B, C & D, Temp C		




- Cast iron construction
- Heavy gauge rolled steel fan cover
- Stainless steel nameplate
- Class I, Division II Certification on each nameplate



- Fully gasketed cast iron junction box
- 90-degree rotation
- Heavy duty rubber dust curtain and lead separator
- Ground lug in junction box

- Premium bearings, SKF or NSK
- Oversized bearings
- Re-greasable bearings (254 frame and above)
- Metal clad slinger

- Precision balanced rotor
- Class F insulation
- VPI stator assembly
- Inverter grade magnet wire



- Heavy duty cast iron end bells
- Heavy duty cast iron feet
- Precision foot flatness
- Cast iron bearing retainers (254 frame and up)

- C face motors or kits
- T or TS shaft configurations
- Shaft grounding kits available for 364 frame and up

TORQUE MASTER OIL WELL PUMP MOTORS


DELIVERS MAXIMUM TOUGHNESS AND PRODUCTIVITY

Over three decades in the oil and gas industry have produced the highest-quality oil well pumpers in the industry. With a durable build, heavy-duty end brackets to withstand intense shock loads, a heavy integral foot design, and oversized fans using a keyed slot and circlip for extra security, AID oil well pumpers deliver maximum toughness and productivity.

KEY FEATURES

- NEMA D high slip design
- TEFC enclosure, IP55 degree of protection
- 3-125 HP, 1200 rpm
- 230/460/796 volt, 60 hz
- 1.15 service factor
- Inverter grade magnet wire
- Inverter duty 20:1 VT, 10:1 CT
- Cast iron construction
- Double VPI treatment
- Class F insulation
- Class B temperature rise
- TEFC enclosure

Lifting eyes and stainless steel nameplate



Heavy duty, finned end shields allows better heat dissipation for cooler running bearings

Heavy duty, cast iron feet and frame

Cast iron junction box

TORQUE MASTER PE



HP	RPM	FRAME	MODEL NUMBER	LIST PRICE	FL AMPS	FL EFF	FL PF	WEIGHT (LBS)	NOTES
1	1800	143T	TM0014TPP	\$415.60	1.66	86.3	66.0	50	
1.5	3600	143T	TM1.52TPP	\$529.52	2.17	84.0	77.0	53	
1.5	1800	145T	TM1.54TPP	\$503.33	2.46	86.5	66.0	58	
2	3600	145T	TM0022TPP	\$570.37	2.74	85.5	80.0	60	
2	1800	145T	TM0024TPP	\$529.24	3.21	86.5	66.0	63	
3	3600	182T	TM0032TPP	\$687.55	3.87	86.5	84.0	95	
3	1800	182T	TM0034TPP	\$686.54	4.00	89.5	78.0	97	
3	1200	213T	TM0036TPP	\$1,031.44	4.25	89.5	74.0	165	
3	900	215T	TM0038TPP	\$1,908.33					
5	3600	184T	TM0052TPP	\$849.46	6.30	88.5	84.0	106	
5	1800	184T	TM054TPP	\$802.21	6.71	89.5	78.0	116	
5	1200	215T	TM056TPP	\$1,350.54	7.08	89.5	74.0	171	
5	900	254T	TM0058TPF	\$2,344.78					
7.5	3600	213T	TM7.52TPP	\$1,209.70	9.24	89.5	85.0	158	
7.5	1800	213T	TM7.54TPP	\$1,111.23	9.35	91.7	82.0	177	
7.5	1200	254T	TM7.56TPP	\$1,935.00	10.17	91.0	76.0	252	
7.5	900	256T	TM7.58TPF	\$2,557.96					
10	3600	215T	TM0102TPP	\$1,326.92	12.20	91.0	85.0	188	
10	1800	215T	TM0104TPP	\$1,343.77	13.10	92.4	82.0	190	
10	1200	256T	TM0106TPP	\$2,250.21	13.55	91.7	76.0	330	
10	900	284T	TM0108TPF	\$3,516.99					
15	3600	254T	TM0152TPP	\$2,176.00	18.18	91.0	85.0	273	
15	1800	254T	TM0154TPP	\$1,882.11	18.50	92.4	82.0	294	
15	1200	284T	TM0156TPP	\$2,955.51	20.18	91.7	76.0	419	
15	900	286T	TM0158TPF	\$4,318.64					
20	3600	256T	TM0202TPP	\$2,495.68	24.24	91.0	85.0	306	
20	1800	256T	TM0204TPP	\$2,261.00	24.00	93.0	84.0	348	
20	1200	286T	TM0206TPP	\$3,637.63	26.21	91.7	78.0	449	
20	900	324T	TM0208TPF	\$5,168.48					
25	3600	284TS	TM0252TPP	\$3,125.19	29.40	91.7	87.0	360	
25	1800	288T	TM0254TPP	\$2,847.86	29.80	93.6	84.0	418	
25	1200	324T	TM0256TPP	\$4,270.36	32.31	93.0	78.0	629	
25	900	326T	TM0258TPF	\$5,900.00					
30	3600	286TS	TM0302TPP	\$3,392.49	35.25	91.7	87.0	403	
30	1800	286T	TM0304TPP	\$3,293.07	35.73	93.6	84.0	448	
30	1200	326T	TM0306TPP	\$4,931.62	38.70	93.0	78.0	660	
30	900	364T	TM0308TPF	\$6,940.20					
40	3600	324TS	TM0402TPP	\$4,397.95	46.60	92.4	87.0	560	
40	1800	324T	TM0404TPP	\$4,251.87	47.80	94.1	84.0	618	
40	1200	364T	TM0406TPP	\$6,251.29	49.80	94.1	80.0	933	
40	900	365T	TM0408TPF	\$8,844.00					

TORQUE MASTER PE



HP	RPM	FRAME	MODEL NUMBER	LIST PRICE	FL AMPS	FL EFF	FL PF	WEIGHT (LBS)	NOTES
50	3600	326TS	TM0502TPP	\$5,647.90	57.20	93.0	88.0	651	
50	1800	326T	TM0504TPP	\$5,020.30	58.30	94.5	85.0	672	
50	1200	365T	TM0506TPP	\$8,024.85	62.26	94.1	80.0	968	
60	3600	364TS	TM602TPP	\$7,645.05	68.30	93.6	88.0	710	
60	1800	364T	TM0604TPP	\$6,574.62	58.80	95.0	85.0	819	
60	1200	404T	TM0606TPP-R	\$9,087.31	72.60	94.5	82.0	1020	R
75	3600	365TS	TM0752TPP	\$9,763.00	85.40	93.6	88.0	843	
75	1800	365T	TM0754TPP	\$8,993.56	86.60	95.4	85.0	891	
75	1200	405T	TM0756TPP-R	\$9,983.82	90.70	94.5	82.0	1180	R
100	3600	405TS	TM1002TPP	\$11,734.05	110.70	94.1	90.0	1077	
100	1800	405T	TM1004TPP	\$10,196.44	114.30	95.4	86.0	1198	
100	1800	405T	TM1004TPP-R	\$10,196.44	114.30	95.4	86.0	1198	R
100	1200	444T	TM1006TPP-R	\$13,805.70	120.30	95.0	82.0	1368	R
125	3600	444TS	TM1252TPP	\$14,441.23	137.00	95.0	90.0	1366	
125	1800	444T	TM1254TPP	\$13,356.83	142.60	95.4	86.0	2024	
125	1800	444T	TM1254TPP-R	\$13,356.83	142.60	95.4	86.0	2024	R
125	1200	445T	TM1256TPP-R	\$16,797.85	146.80	95.0	84.0	1750	R
150	3600	445TS	TM1502TPP	\$17,592.02	164.50	95.0	90.0	1496	
150	1800	445T	TM1504TPP	\$14,897.79	170.70	95.8	86.0	2062	
150	1800	445T	TM1504TPP-R	\$14,897.79	170.70	95.8	86.0	2062	R
150	1200	445/7T	TM1506TPP-R	\$20,368.01	174.70	95.8	84.0	2670	R
200	3600	445/7TS	TM2002TPP	\$23,402.69	218.40	95.4	90.0	1730	
200	1800	445/7T	TM2004TPP	\$19,658.33	226.60	96.3	86.0	2124	
200	1800	445/7T	TM2004TPP-R	\$19,658.33	226.60	96.3	86.0	2124	R
200	1200	449T	TM2006TPP-R	\$25,053.33	232.00	95.8	84.0	2943	R
250	3600	449TS	TM2502TPP	\$25,020.60					
250	1800	449T	TM2504TPP	\$25,576.79					
250	1800	449T	TM2504TPP-R	\$25,576.79					R
250	1200	449T	TM2506TPP-R	\$32,185.71					R
300	3600	449TS	TM3002TPP	\$29,184.26					
300	1800	449T	TM3004TPP	\$31,980.36					
300	1800	449T	TM3004TPP-R	\$31,980.36					R
300	1200	449T	TM3006TPP-R	\$36,932.14					R
350	1800	449T	TM3504TL-R	\$37,142.86					R
350	1200	449T	TM3506TL-R-IG	\$44,082.00					R, I, G
400	1800	586/7	TM4004TL-R	\$53,292.86					R
400	1200	586/7	TM4006TL-R	\$56,639.29					R
450	1800	586/7	TM4504TL-R	\$60,717.86					R
450	1200	586/7	TM4506TL-R	\$62,196.43					R
500	1800	586/7	TM5004TL-R	\$62,714.29					R
500	1200	586/7	TM5006TL-R	\$66,803.57					R

NOTES:

"R" indicates a roller bearing is supplied on the drive end.

"I" indicates insulated opposite drive end bearing as standard.


"G" indicates shaft grounding brush on drive end as standard

When using motors with VFDs, it is important to eliminate shaft currents as these can damage bearings.

TORQUE MASTER PE, C-FACE



HP	RPM	FRAME	MODEL NUMBER	LIST PRICE	FL AMPS	FL EFF	WEIGHT (LBS.)
1	1800	143T	TM0014TPPC	\$434.00	1.66	86.3	50
1.5	3600	143T	TM1.52TPPC	\$553.00	2.17	84.0	53
1.5	1800	145T	TM1.54TPPC	\$525.00	2.46	86.5	58
2	3600	145T	TM0022TPPC	\$596.00	2.74	85.5	60
2	1800	145T	TM0024TPPC	\$553.00	3.21	86.5	63
3	3600	182T	TM0032TPPC	\$718.00	3.87	86.5	95
3	1800	182T	TM0034TPPC	\$718.00	4.00	89.5	97
3	1200	213T	TM0036TPPC	\$1,077.00	4.25	89.5	165
5	3600	184T	TM0052TPPC	\$888.00	6.30	88.5	106
5	1800	184T	TM054TPPC	\$838.00	6.71	89.5	116
5	1200	215T	TM056TPPC	\$1,411.00	7.08	89.5	171
7.5	3600	213T	TM7.52TPPC	\$1,265.00	9.24	89.5	158
7.5	1800	213T	TM7.54TPPC	\$1,161.00	9.35	91.7	177
7.5	1200	254T	TM7.56TPPC	\$2,031.00	10.17	91.0	252
10	3600	215T	TM0102TPPC	\$1,386.00	12.20	91.0	188
10	1800	215T	TM0104TPPC	\$1,404.00	13.10	92.4	190
10	1200	256T	TM0106TPPC	\$2,352.00	13.55	91.7	330
15	3600	254T	TM0152TPPC	\$2,284.00	18.18	91.0	273
15	1800	254T	TM0154TPPC	\$1,966.00	18.50	92.4	294
15	1200	284T	TM0156TPPC	\$3,088.00	20.18	91.7	419
20	3600	256T	TM0202TPPC	\$2,607.00	24.24	91.0	306
20	1800	256T	TM0204TPPC	\$2,347.00	24.00	93.0	348
20	1200	286T	TM0206TPPC	\$3,801.00	26.21	91.7	449
25	3600	284TS	TM0252TPPC	\$3,265.00	29.40	91.7	360
25	1800	288T	TM0254TPPC	\$2,976.00	29.80	93.6	418
25	1200	324T	TM0256TPPC	\$4,462.00	32.31	93.0	629
30	3600	286TS	TM0302TPPC	\$3,545.00	35.25	91.7	403
30	1800	286T	TM0304TPPC	\$3,441.00	35.73	93.6	448
30	1200	326T	TM0306TPPC	\$5,153.00	38.70	93.0	660
40	3600	324TS	TM0402TPPC	\$4,595.00	46.60	92.4	560
40	1800	324T	TM0404TPPC	\$4,443.00	47.80	94.1	618
40	1200	364T	TM0406TPPC	\$6,532.00	49.80	94.1	933
50	1800	326T	TM0504TPPC	\$5,246.00	58.30	94.5	672
50	1200	365T	TM0506TPPC	\$8,385.00	62.26	94.1	968
60	1800	364T	TM0604TPPC	\$6,870.00	58.80	95.0	819
60	1200	404T	TM0606TPPC	\$9,496.00	72.60	94.5	1020
75	1800	365T	TM0754TPPC	\$9,442.00	86.60	95.4	891
75	1200	405T	TM0756TPPC	\$10,433.00	90.70	94.5	1180
100	1800	405T	TM1004TPPC	\$10,655.00	114.30	95.4	1198
100	1200	444T	TM1006TPPC	\$14,426.00	120.30	95.0	1368



TORQUE MASTER PE, CLOSE COUPLED PUMP MOTORS

HP	RPM	FRAME	MODEL NUMBER	LIST PRICE	FL AMPS	FL EFF	WEIGHT (LBS.)	NOTES
1	1800	143JM	TM0014JM	\$491.54	1.5	85.5	41	
1.5	3600	143JM	TM1.52JM	\$423.46	2.0	84.0	46	
1.5	1800	145JM	TM1.54JM	\$541.15	2.2	86.5	56	
2	3600	145JM	TM0022JM	\$467.58	2.6	85.5	51	
2	1800	145JM	TM0024JM	\$562.47	2.9	86.5	59	
3	3600	182JM	TM0032JM	\$820.99	3.8	86.5	57	
3	1800	182JM	TM0034JM	\$1,015.16	4.0	89.5	86	
5	3600	184JM	TM0052JM	\$958.19	6.0	88.5	96	
5	3600	184JP	TM0052JP	\$958.19	6.0	88.5	96	
5	1800	184JM	TM0054JM	\$1,084.40	6.3	89.5	105	
5	1800	184JP	TM0054JP	\$1,084.40	6.3	89.5	105	
7.5	3600	213JM	TM7.52JM	\$1,654.01	8.8	89.5	165	
7.5	3600	184JM	TM7.52JM184	\$1,654.01	8.8	89.5	105	1
7.5	3600	213JP	TM7.52JP	\$1,654.01	8.8	89.5	165	
7.5	3600	184JP	TM7.52JP184	\$1,654.01	8.8	89.5	105	1
7.5	1800	213JM	TM7.54JM	\$1,604.29	9.1	91.7	172	
7.5	1800	213JP	TM7.54JP	\$1,604.29	9.1	91.7	172	
10	3600	215JM	TM0102JM	\$1,752.58	11.7	90.7	181	
10	3600	215JP	TM0102JP	\$1,752.58	11.7	90.7	181	
10	1800	215JM	TM0104JM	\$1,756.21	12.0	91.7	193	
10	1800	215JP	TM0104JP	\$1,756.21	12.0	91.7	193	
15	3600	254JM	TM0152JM	\$2,564.29	17.5	91.0	261	
15	3600	215JM	TM0152JM215	\$2,564.29	17.5	91.0	190	1
15	3600	254JP	TM0152JP	\$2,564.29	17.5	91.0	261	
15	3600	215JP	TM0152JP215	\$2,564.29	17.5	91.0	190	1
15	1800	254JM	TM0154JM	\$2,512.80	18.1	93.0	265	
15	1800	254JP	TM0154JP	\$2,512.80	18.1	93.0	265	
20	3600	256JM	TM0202JM	\$2,767.75	23.1	91.0	297	
20	3600	256JP	TM0202JP	\$2,767.75	23.1	91.0	297	
20	1800	256JM	TM0204JM	\$2,838.63	23.7	93.0	305	
20	1800	256JP	TM0204JP	\$2,838.63	23.7	93.0	305	
25	3600	284JM	TM0252JM	\$3,449.62	28.7	91.7	358	
25	3600	256JM	TM0252JM256	\$3,449.62	28.7	91.7	309	1
25	3600	284JP	TM0252JP	\$3,449.62	28.7	91.7	358	
25	3600	256JP	TM0252JP256	\$3,449.62	28.7	91.7	309	1
25	1800	284JM	TM0254JM	\$3,660.66	29.1	93.6	385	
25	1800	284JP	TM0254JP	\$3,660.66	29.1	93.6	385	
30	3600	286JM	TM0302JM	\$3,662.47	34.4	91.7	394	
30	3600	286JP	TM0302JP	\$3,662.47	34.4	91.7	394	
30	1800	286JM	TM0304JM	\$3,938.52	34.5	93.6	430	
30	1800	286JP	TM0304JP	\$3,938.52	34.5	93.6	430	
40	3600	324JM	TM0402JM	\$4,950.16	45.5	92.4	485	
40	3600	286JM	TM0402JM286	\$4,950.16	45.5	92.4	419	1
40	3600	324JP	TM0402JP	\$4,950.16	45.5	92.4	485	
40	3600	286JP	TM0402JP286	\$4,950.16	45.5	92.4	419	1
40	1800	324JM	TM0404JM	\$5,250.22	46.3	94.1	531	
40	1800	324JP	TM0404JP	\$5,250.22	46.3	94.1	531	
50	3600	326JM	TM0502JM	\$5,233.57	56.6	93.0	534	
50	3600	326JP	TM0502JP	\$5,233.57	56.6	93.0	534	
50	1800	326JM	TM0504JM	\$5,488.63	57.6	94.5	580	
50	1800	326JP	TM0504JP	\$5,488.63	57.6	94.5	580	

NOTES:
"1" indicates reduced frame size

OIL WELL PUMP MOTORS

HP	RPM	FRAME	MODEL NUMBER	LIST PRICE	230/460/796 VOLT FULL LOAD AMPS	WEIGHT LBS.
3	1200	213T	TM00360WM	\$1,052.10	8.0/4.0/2.3	143
5	1200	215T	TM00560WM	\$1,298.52	14.9/7.5/4.3	158
7.5	1200	254T	TM7.560WM	\$1,743.66	21.4/10.7/6.2	251
10	1200	256T	TM01060WM	\$2,188.75	27.8/13.9/8.0	286
15	1200	284T	TM01560WM	\$2,836.17	39/19.5/11.3	409
20	1200	286T	TM02060WM	\$3,450.51	51/25.5/14.7	451
25	1200	324T	TM02560WM	\$3,954.47	69.2/34.6/20	550
30	1200	326T	TM03060WM	\$4,686.50	70.8/35.4/20.8	622
40	1200	364T	TM04060WM	\$6,286.68	96/48/28	714
50	1200	404T	TM05060WM	\$7,515.36	115.6/57.8/33.4	957
60	1200	405T	TM06060WM	\$8,037.68	156/78/45	1058
75	1200	444T	TM07560WM	\$11,057.78	176.4/88.2/51	1185
100	1200	445T	TM10060WM	\$13,066.29	235/117.5/67.8	1370
125	1200	447T	TM12560WM-R	\$17,685.04	276/138/79.7	1766

NOTES:

When using motors with VFDs it is important to eliminate shaft currents as these can damage bearings.

When using motors with VFDs it is important to eliminate shaft currents as these can da

Save energy and reduce costs with Torque Master™ Premium Efficient motors.



Pump Master™, OptiPump™ and OptiHydro™ VFD systems make complex applications simple.

THE RIGHT EQUIPMENT FOR THE JOB.

AID serves as both a consultant and a provider of solutions to ensure you have the right equipment for your application the first time. We can help you choose the right motor and VFD based upon your application need.


Our product offering includes:

- Torque Master™ Motors
- Fuji, ABB, LSIS, and Danfoss VFDs
- Pump and compressor PLC-based controllers
- ABB breakers and controls
- GE pump panels

Your focus should be on satisfying your customer. Trust AID to help you find the right equipment the first time.



For more information, please visit
www.aidusa.com.



Torque Master™
AC Electric Motor Line

**EXPECT MORE FROM YOUR MOTOR
AND DRIVE SUPPLIER**

With more than 35 years in business, AID is the authority in motor and drive packages. Our AID professionals have a comprehensive understanding of not only our products, but also your applications and how they work together. With AID products and service, you'll have a century of industry experience behind you.



918.445.1254 **TULSA**
913.686.2111 **KANSAS CITY**
405.942.0265 **OKLAHOMA CITY**
432.561.5704 **ODESSA**

www.aidusa.com

